




THE MIDWEST'S GLOBAL TRADE HUB AND TOURISM DESTINATION






The City of Milwaukee is a hub of innovation and its Port is no different. As a waterborne destination for international carriers handling freight from around the world as well as a luxury Great Lakes cruise line destination, Port Milwaukee is the perfect connecting point. Our transportation capabilities via road, rail and water make Port Milwaukee the best choice for distributing goods to domestic and world markets.

ABOUT PORT MILWAUKEE





- Milwaukee, Wisconsin is located in the industrial center of the U.S. on beautiful Lake Michigan—part of the largest freshwater system in the world. With direct access to the St. Lawrence Seaway system, the Mississippi River inland system, the North American rail system and other trade lanes, Port Milwaukee is the strategic option for your distribution needs.
- You can count on our safe and reliable multimodal supply chain to get your products to the last mile.
- Our experienced operators will help you gain budget and time efficiencies when sending and receiving products through the Port.
- We offer the commercial resources you expect from a world-class Port, including handling of heavy lift, dry bulk, liquid bulk and breakbulk cargoes.
- Port Milwaukee is grantee of Foreign Trade Zone No. 41. The FTZ provides benefits to regional companies by leveraging substantial cost savings on customs duties and taxes on imported goods.
- With immediate proximity to the city's top attractions, including Summerfest, the world's largest music festival, Port Milwaukee also is an appealing port of call for elite international cruise lines.
- Port Milwaukee is an entity of the City of Milwaukee and consistently contributes to the local economy and the well being of its citizens.

HARNESS THE POWER OF THE PORT

BREAKBULK AND PROJECT CARGO

Since the early 1800s when fur traders travelled through the harbor by canoe, Port Milwaukee has facilitated the movement of a wide variety of cargoes. Growing alongside global trade, the Port now provides over 330,000 square feet of covered storage space, including climate-controlled warehousing. Docks are paved for easy use of the Port's four heavy lift cranes with dockside connection to Union Pacific and Canadian Pacific railways. Port operators ensure cargo is loaded, unloaded and stowed safely. The Port's breakbulk and project cargo capabilities provide for the handling of the following and more:

Port Milwaukee offers a comprehensive mix of commercial services with operations across 467 acres. On average, 2.5 million metric tons of cargo are handled every year.


- Steel
- Wind turbine components
- Brewery tanks
- Mining equipment
- Yachts
- Lumber
- Transformers
- Farm & construction machinery
- Manufacturing equipment
- Bagged materials



HEAVY LIFT

Port Milwaukee provides optimal handling of a variety of cargoes and specialty equipment that require heavy lifting capabilities. Operators utilize the Port's City Heavy Lift Dock and Stiff Leg Derrick, which is capable of lifting 440,000 pounds at a 52' radius.

If your product requires additional heavy lifting, the Port complements the Stiff Leg Derrick with mobile crawler cranes. This allows lifting of cargoes up to 300 tons. Multiple available cranes are mobile, serving your lift needs quickly and efficiently across the Port.



BULK CARGO

The Port offers multiple interior and exterior facilities as well as over 50 dedicated acres for dry bulk storage and handling, including four storage domes. With its dry bulk stevedore partners, the Port provides a wide variety of services including but not limited to:

- Handling of salt, cement, ash, grain, limestone, slag, and fertilizer
- Storage and stock piling
- Direct transfer service to trucks, rails and barges
- Vessel loading and unloading
- Packaging, palletizing and processing

LIQUID CARGO

Recently refurbished and fully modern, Port Milwaukee's Liquid Cargo Pier is capable of securely loading and unloading barges and tankers carrying your liquid bulk products. It is dredged to maximum Seaway depth providing easy handysize access to the Port's liquid bulk terminals.





COMMERCIAL SERVICES



Port Milwaukee is proud to work with a growing portfolio of regional and global commercial partners. Our turnkey multimodal infrastructure and supply chain capabilities allow on-site tenants to better service their customers throughout North America and across the globe.



The DeLong Co., Inc.



**SOUTH
HARBOR**

FOREIGN TRADE ZONE NO. 41


Port Milwaukee is the government administrator and grantee of Foreign Trade Zone (FTZ) No. 41, which includes the 12 counties of Southeastern Wisconsin. An FTZ is a designated site considered outside of U.S. Customs territory; the U.S. version of international free-trade zones.

Let Port Milwaukee act as your local FTZ liaison. Port staff will guide businesses through the FTZ application and U.S. Customs activation process, providing your company with extensive knowledge and a toolkit to expedite the many benefits that the FTZ provides, including:

- Deferring U.S. Customs duties on imported goods
- Combining foreign and domestic merchandise for the purposes of kitting, processing and manufacturing
- Reducing time constraints on storing merchandise
- Decreasing the number of customs entries and merchandise processing fees
- Eliminating duties on exports and scrap metals
- Improving supply chain efficiencies

CONNECTING TO THE WORLD

Port Milwaukee can move cargo any way you want. Ships from Europe, the Mediterranean and North Africa bring imports to the industrial center of the U.S. and leave with Midwest exports for worldwide distribution. From the Port, handysize vessels, barges, tugboats, trucks and trains distribute products to anywhere in North America, including the Gulf Coast, Canada and worldwide via the Great Lakes-St. Lawrence Seaway.




AN ATTRACTIVE PORT OF CALL

On the stunning shores of Lake Michigan, Port Milwaukee is home to the city's main tourism attractions, making it a desirable Great Lakes port of call. Cruise passengers can enjoy:

- Discovery World, a science and technology museum and event space with an interactive Great Lakes exhibit
- Lake Express, the high speed car ferry service between Milwaukee, Wisconsin and Muskegon, Michigan
- Milwaukee Art Museum, including its world-renowned architecture designed by Santiago Calatrava
- Henry Maier Festival Grounds, home to Summerfest, the world's largest music festival
- Fiserv Forum, Milwaukee's state-of-the-art basketball arena and entertainment district
- A sprawling landscape of craft breweries and award-winning restaurants
- Miles of lakefront trails for outdoor recreation

PHOTO CREDIT - VISIT MILWAUKEE





portmilwaukee.com

2323 S. Lincoln Memorial Dr.
Milwaukee, WI 53207

port@milwaukee.gov
+1 414 286 3511

